

LIST OF PARTS



MACHINE No. 47w68

INDEX

	Page
Accessories	14
Bobbin Winder	14
Knee Lifter	15
Machine No.47w68	5
Numerical List of Parts	17
Treadle, Single Foot (right)	16
Work Plate	16

THE SINGER MANUFACTURING COMPANY

From the library of: Superior Sewing Machine & Supply LLC

INSTRUCTIONS FOR ORDERING

5

In ordering from this list, use ONLY the PART number in the FIRST column.

The number stamped on a Sewing Machine Part is the number of the Single Part only, except when the part includes Set Screws, Clamping Screws, Studs and Rollers Spun on, Small Wires riveted, or Parts soldered together, etc., which it is necessary to furnish in combination.

Every combination of parts sent out has its specific number which, although not stamped on Parts (except in above case), must be used when ordering the combination.

Each number always indicates the SAME PART in whatever list it appears, or for whatever Machine.

The letters after some of the numbers indicate the style of finish only, as follows:

- A. Hardened, Polished and Plated.
- B. Polished and Plated.
- C. Hardened only.
- D. Polished only.
- E. Soft, not polished.
- F. Hardened and Polished.
- H. Blued.
- J. Nickel Plated only.
- R. Merlized.
- Y. Black Nickel Plated only.

These letters MUST BE USED when they appear in the list and AFTER the number, as in the list.

In this series


200001 to 201500 and 350001 to 351500 are Screw Numbers.
201501 to 201800 and 351501 to 351800 are Nut Numbers.
201801 to 202000 and 351801 to 352000 are Roller Numbers.
202001 to 350000 are Numbers of Machine Parts.

The figures in the second column refer only to the plate in which the illustration of the part is shown and are NOT TO BE USED in ordering.

Two or more numbers over a cut indicate that the difference between such parts is not visible in an illustration.

Parts marked with an asterisk (*) are furnished only when repairs are made at the factory.

LIST OF PARTS COMPLETE FOR



MACHINE No. 47w68

FOR STITCHING GUSSETS IN PORTFOLIOS, POCKETBOOKS, ETC.
HAS FEED REVERSING MECHANISM OPERATED
BY FOOT TREADLE

No.	Plate	Name
*233531	-----	Arm with 202135
203091	15237	" Cap
200278H	15222	" " Screw
202248	15220	" " " Washer
203089	15237	" " Spool Holder Base
203090	15237	" " " " " 203089 with
		200079H and 204296
200585H	15222	Arm Cap Spool Holder Base Screw

No.	Plate	Name
204296	15237	Arm Cap Spool Holder Wire
200079H	15222	" " " " " Hinge Screw
203092	-----	Arm Cap and Spool Holder complete, Nos. 203090, 203091 and two 200585H
204235	15222	Arm Position Pin (2)
200010E	15222	" Screw (3)
202005	15220	" " Washer (3)
233691	15238	" Shaft with 200357E and 224392
240802	15237	" " Bushing (back) with 202244
202244	-----	" " " " Oil Packing (wick)
200338C	15220	Arm Shaft Bushing (back) Set Screw
207080	15237	" " " (front) with 202244
202244	-----	" " " " Oil Packing (wick)
200502H	15220	Arm Shaft Bushing (front) Oil Packing Thumb Screw
200338C	15220	Arm Shaft Bushing (front) Set Screw
235003	15238	" " Connection Belt
224200	15237	" " " " Pulley with 200327C, 200602E and two 202253
200602E	15222	Arm Shaft Connection Belt Pulley Posi- tion Screw
200327C	15222	Arm Shaft Connection Belt Pulley Set Screw
202253	15222	Arm Shaft Connection Belt Pulley Spring Flange
233692	15243	Arm Shaft Connection Belt Timing Plate
200164B	15222	" " " " " " Screw (2)
224392	-----	Arm Shaft Oil Packing (wick)
200357E	15222	" " " " Stop Screw
235096	15238	Balance Wheel (disc)(belt groove 2-1/2 in. diam.) with 200328C and 200335C
200328C	15222	Balance Wheel Position Screw
200335C	15222	" " Set Screw
*233532	-----	Bed (cylinder) with 201461C and 213380
233533	15237	" " Cap
222404	15222	" " " Position Pin (2)
200100D	15222	" " " Screw (2)
213787	15238	" " End Cover
213890	-----	" Base (4 in. high)
203184	15222	" Clamp
200262H	15222	" " Hinge Screw
202622	15220	" " Packing Washer
350352B	15235	" " Thumb Screw
203185	15222	" " Washer
202618	15238	" Hinge
200030H	15222	" " Screw (6)
233643	15243	" Slide Clamp Plate (back)

No.	Plate	Name
233609	15243	Bed Slide Clamp Plate (front)
200582H	15220	" " " " Screw (4)
203470	15235	Bobbin
*203670	-----	" Case
203648	15235	" " Latch
*202056	-----	" " " Pin
203473	15235	" " " Plunger
203474	15235	" " " Spring
233636	15235	" " Lever
*233640	-----	" " " Eccentric
221147	15235	" " " " Position Pin
203576	15235	" " " Fulcrum with 203579
200110D	15235	" " " " Screw
203578	15235	" " " Slide
203579	15235	" " " " Stud
203214	15235	" " Tension Spring
200984C	15220	" " " " Regulating Screw
200594C	15235	" " " Spring Screw
203216	-----	" " Washer (cloth)
203669	15235	Bobbin Case complete, Nos. 200594C, 200984C, 202056, 203214, 203216, 203473, 203474, 203648 and 203670
241753	15238	Face Plate
202135	15235	" " Position Pin
200462B	15235	" " Thumb Screw
233694	15235	Feed Bar with 213610
213298	15235	" " Connecting Link with two 200072C
200072C	15235	Feed Bar Correcting Link Pinch Screw
200935F	15220	" " " " Screw Stud
201531E	15235	" " " " " Nut
213610	15220	" " " " Stud
233534	15242	" Dog
350149E	15236	" " Screw, for use with Platform Throat Plates
221163	15236	Feed Dog Stop Washer, for use with Plat- form Throat Plates
235082	15243	Feed Driving Eccentric Regulating Bracket
233612	-----	Feed Driving Eccentric Regulating Bracket 235082 with 224200, two each 201408C and 201525E
201408C	15236	Feed Driving Eccentric Regulating Bracket Hinge Screw
201525E	15236	Feed Driving Eccentric Regulating Bracket Hinge Screw Nut
202301	15236	Feed Driving Eccentric Regulating Bracket Plunger
202595	15236	Feed Driving Eccentric Regulating Bracket Plunger Spring

No.	Plate	Name
200607C	15236	Feed Driving Eccentric Regulating Bracket Plunger Spring Stop Screw
201408C	15236	Feed Driving Eccentric Regulating Bracket Stop Screw
201525E	15236	Feed Driving Eccentric Regulating Bracket Stop Screw Nut
200429C	15236	Feed Driving Eccentric Regulating Screw
200383C	15236	" " " " " "
		Check Screw
235011	15238	Feed Driving Rock Shaft
233614	15236	" " " " " Bearing
201525E	15236	" " " " " Nut
235066	15237	" " " " " Bushing
200346C	15236	" " " " " Set Screw
203244	15220	" " " " " Collar with two
		200393C
200393C	15220	Feed Driving Rock Shaft Collar Set Screw
235842	15238	" " " " " Connection with
		200054E and 202277
200919C	15236	Feed Driving Rock Shaft Connection Hinge Screw
201522E	15220	Feed Driving Rock Shaft Connection Hinge Screw Nut
202277	-----	Feed Driving Rock Shaft Connection Oil Packing (wick)
200054E	15228	Feed Driving Rock Shaft Connection Pinch Screw
210559	15236	Feed Driving Rock Shaft Connection Stop Collar with two 200378C
200378C	15236	Feed Driving Rock Shaft Connection Stop Collar Set Screw
233535	15236	Feed Driving Rock Shaft Crank with 200038C
200038C	15220	Feed Driving Rock Shaft Crank Pinch Screw
233695	15228	Feed Lifting Cam with 200392C and 200447C
200447C	15220	Feed Lifting Cam Position Screw
200392C	15228	" " " " " Set Screw
233615	15237	" " " " " Regulating Spindle with 202311, 202443 and 202619
*202311	-----	Feed Regulating Spindle Head
202443	15226	" " " " " Pin
202619	15228	" " " " " Position Pin
233536	15236	" " " " " Reversing and Rock Shaft Lever Connecting Link
201171C	15236	Feed Reversing and Rock Shaft Lever Connecting Link Hinge Screw
201517C	15236	Feed Reversing and Rock Shaft Lever Connecting Link Hinge Screw Nut

No.	Plate	Name
202277	-----	Feed Reversing and Rock Shaft Lever Connecting Link Hinge Screw Oil Packing (wick)
*233537	-----	Feed Reversing Lever
233538	15243	" " " " " 233537 with 2049 and 204928
233539	15243	Feed Reversing Lever Bracket
233540	15236	" " " " " Position Pin (2)
201395E	15236	" " " " " Screw (2)
2049	15236	" " " " " Pin
*204928	-----	" " " " " Shaft
202574	15239	" " " " " Collar with 200380C
200380C	15239	Feed Reversing Lever Shaft Collar Set Screw
233542	15239	Feed Reversing Lever Slide Block
1139C	15239	" " " " " Hinge Screw
201723C	15239	Feed Reversing Lever Slide Block Hinge Screw Nut
233543	15239	Feed Reversing Lever Slide Block Spring
233544	15239	" " " " " " "
		Hook
233545	15239	Feed Reversing Lever Slide Block Stop Plate (adjustable)
200092F	15239	Feed Reversing Lever Slide Block Stop Plate Screw
200129D	15239	Feed Reversing Lever Slide Block Stop Screw
233546	15239	Feed Reversing Treadle Chain Connecting Link
203061	15238	Foot Lifter Lifting Lever
200262H	15222	" " " " " Hinge Screw
233390	15228	" " " " " " "
		Washer
233361	15239	Foot Lifter Lifting Lever Position Spring
200273D	15239	Foot Lifter Lifting Lever Position Spring Screw
233547	15238	Guide Base Plate with 201522E and 350353C
200246B	15239	Guide Base Plate Hinge Screw
350353C	15239	" " " " " Position Screw
201522E	15220	" " " " " " Nut
225708	15239	" " " " " Spring
6441	15239	" " " " " Bracket
1852	15239	" " " " " Roller
286B	15239	" " " " " Thumb Screw
6440	-----	" " " " " (roller), Nos. 1852 and 6441
*203482	-----	Hook (sewing)

No.	Plate	Name
237726	15228	Hook 203482 with 201253F, 201376F and 221148
233767 233641	-----	Hook and Bobbin Case complete, Nos. 203669 and 237726
233697	15228	Hook Bevel Gear Socket, 18 teeth
200556H	15228	" " " " Screw
233698	15228	" " Pinion with two 200386C
200386C	15220	" " " Set Screw
235015	15243	" Driving Counter Shaft
235016	15243	" " " " Bushing (back)
200346C	15236	" " " " " Set Screw
235017	15243	Hook Driving Counter Shaft Bushing (front)
200346C	15236	Hook Driving Counter Shaft Bushing (front) Set Screw
235018	15228	Hook Driving Counter Shaft Gear with 200382C and 200398C
200398C	15228	Hook Driving Counter Shaft Gear Position Screw
200382C	15220	Hook Driving Counter Shaft Gear Set Screw
235019	15228	Hook Driving Counter Shaft Oil Tube (brass)
233699	15238	Hook Driving Shaft
235021	15237	" " " Bushing (back)
200346C	15236	" " " " " Set Screw
213380	15220	" " " " (front)
201461C	15228	" " " " " Position Screw
203244	15220	Hook Driving Shaft Collar (front) with two 200393C
200393C	15220	Hook Driving Shaft Collar (front) Set Screw
235064	15237	Hook Driving Shaft Connection Belt Pulley with 202253 and two 201254C
201254C	15228	Hook Driving Shaft Connection Belt Pulley Set Screw
202253	15222	Hook Driving Shaft Connection Belt Pulley Spring Flange
235018	15228	Hook Driving Shaft Gear with 200382C and 200398C
200398C	15228	Hook Driving Shaft Gear Position Screw
200382C	15220	" " " " " Set Screw
221148	15228	" Gib
201376F	15228	" " Hinge Screw
201253F	15228	" " Screw
233622	15228	" Saddle
202299	-----	" Oil Packing (wick)
200541E	15228	" " Screw (2)

No.	Plate	Name
225837	15220	Hook Saddle Screw Washer (2)
233700	-----	Hook Saddle complete, Nos. 200110D, 200556H 202299, 203576, 203578, 233622, 233636, 233637, 233641 and 233697
233637	15228	Hook Washer with 233640 and three 221147
233625	15240	Needle Bar with 200125F, 200175D and 204250
233626	15243	Needle Bar Bushing
200352C	15220	" " " Set Screw
202552	15240	" " Connecting Link
236073	15240	" " " " Oil Guard
200161D	15240	" " " " " Screw
202333	15240	" " " " Stud with 202254
202254	-----	Needle Bar Connecting Link Stud Oil Packing (wick)
200383C	15236	Needle Bar Connecting Link Stud Set Screw
200374C	15240	Needle Bar Connecting Link Stud Set Screw
223688	15240	Needle Bar Connecting Stud with 200072C and 202330
202330	-----	Needle Bar Connecting Stud Oil Packing (wick)
200072C	15235	Needle Bar Connecting Stud Pinch Screw
202692	15237	" " Crank with 200335C, 200374C, 200383C, 200428C and 202333
203172	15240	Needle Bar Crank Friction Washer
200428C	15240	" " " Position Screw
200335C	15222	" " " Set Screw
204250	15240	" " Thread Guide
200175D	15240	" " " " Screw
200125F	15240	" Set Screw
208181	15238	Presser Bar with 200074F
208260	15240	" " Bushing
200363C	15240	" " " Set Screw
208313	15240	" " Lifter
200653C	15240	" " " Hinge Screw
244004	15243	" " Lifting Releasing Lever Bracket
200260D	15241	Presser Bar Lifting Releasing Lever Bracket Guide Screw
206608	15240	Presser Bar Lifting Releasing Lever Bracket Spring
202337	15241	Presser Bar Position Guide
202338	15241	" " " " Lever with 200086F
200086F	15241	Presser Bar Position Guide Lever Pinch Screw
200352C	15220	Presser Bar Position Guide Set Screw

PARTS FOR MACHINE 47w68

No.	Plate	Name
202378	15241	Presser Bar Spring
202346	15241	" " " Stop Rod
200492B	15241	" " Thumb Screw (pressure regu- lating)
200475B	15241	Presser Bar Thumb Screw Thumb Set Screw
202355	15241	" " " " " " "
		Packing (brass)
233548	15242	Presser Foot
200074F	15241	" " Screw
224372	15241	Take-up Lever
202399	15241	" " Driving Stud with 202277
202277	-----	" " " " Oil Packing (wick)
202400	15241	Take-up Lever Hinge Stud with 202423
202423	-----	" " " " Oil Packing (wick)
200374C	15240	Take-up Lever Hinge Stud Set Screw
202401	-----	" " Oiling Felt
200132E	10762	" " " Screw
244048	10762	Tension Disc (back)
244049	10762	" " (front)
202404	10762	" Release Plunger
202405	10762	" " Washer
202407	10881	" Spring
200625F	10762	" Stud with 204925
200061C	15242	" " Set Screw
204925	15236	" " Washer
201572B	10881	" Thumb Nut
202409	10762	Tension complete, Nos. 200625F, 201572B, 202405, 202407, 202410, 244048 and 244049
202410	10762	Thread Controller Spring
202411	10762	" " " Stop
200132E	10762	" " " Screw
202412	15242	" Guide
202413	15242	" "
202414	15242	" "
202417	15242	" "
200355H	15242	" " Set Screw
200397H	15220	" " " "
241755	-----	" Lubricator Oil Pad (felt)
241756	15243	" " " Holder
240439	15243	" " " Retainer
241758	15243	" " " Reservoir
241759	-----	" " " Wick
350280F	15242	" " Screw
214838	15236	" " " Washer
241760	-----	Thread Lubricator complete, Nos. 214838, 240439, 241755, 241756, 241758, 241759 and 350280F

PARTS FOR MACHINE 47w68

No.	Plate	Name
202091	10762	Thread Retainer Sleeve
202092	10762	" " Spring
204058	10762	" " / Stud
200368H	15242	" " " Set Screw
204059	10762	Thread Retainer complete, Nos. 202091, 202092 and 204058
233549	15242	Throat Plate, 50 needle hole, for needle sizes 14 and 15
200577H	15242	Throat Plate Screw (2)

Genuine Singer Needles should be used
in Singer Machines.
These Needles and their Containers
are marked with the
Company's Trade Mark "SIMANCO." 1

Needles in Containers marked
"For Singer Machines"
are not Singer made needles. 2

ACCESSORIES

No.	Plate	Name
203470	15235	Bobbin (5)
*225482	-----	" Case Screw Driver Blade
*225483	-----	" " " " Handle
225497	14154	Bobbin Case Screw Driver complete, Nos. 225482 and 225483
204033	15242	Wrench
128 x 4	-----	Needles, two each, sizes 11, 12 and 13
227600	-----	Drip Pan (cast iron, square) with one wood screw 1-1/2 in., No. 14, R.H.B.
51078	15220	Machine Bolt (4)
6055	15220	" " Washer (4)
41401	14154	" Rest Pin (wood)
120342	14154	Oiler (copper plated) with 120343
120343	14154	" Spout, 3-1/2 in. long
*225484	-----	Screw Driver Blade
*225485	-----	" " Handle
225498	14154	Screw Driver complete (7-1/4 in. long), Nos. 225484 and 225485
225554	14154	Wrench (steel)

BOBBIN WINDER

Swing Automatic, Right Hand

225453	10884	Frame with 202277 and 225438
225454	10884	" Hinge Pin
202277	-----	" Oil Packing (wick)
225438	10884	" " Well Cap
225455	10884	" Spring
225456	10884	" " Plunger
202473	10885	Pulley with 200380C
200380C	15239	" Set Screw
225381	10884	Spindle
225444	10884	Stop Latch
200056E	10884	" " Screw
225458	10884	" " Thumb Lever
225459	10884	" " " " Hinge Stud
225459	10884	" " " " Joint Stud
202478	10884	" " Trip Lever
200299H	10884	" " " " Hinge Screw
225461	10881	Tension Bracket with 201499B
200082D	10881	" " Screw

ACCESSORIES

No.	Plate	Name
228026	10884	Tension Bracket Screw Washer
2102	10881	" Disc
202407	10881	" Spring
201499B	10881	" Stud
201572B	10881	" " Thumb Nut
225462	10881	Bobbin Winder Tension Bracket complete, Nos. 201572B, 202407, 225461 and two 2102
225433	10885	Bobbin Winder and Tension Bracket Base
225382	10885	Universal Bobbin Winder complete, Nos. 200056E, 200082D, 200299H, 202473, 202478, 225381, 225433, 225444, 225453 to 225456, 225458, 225462, 228026, two each 225459 and wood screws 3/4 in., No. 12, R.H.B.

KNEE LIFTER

2763	15219	Rock Shaft
12242	15219	" " Hanger (back) with two wood screws 1 in., No. 10
21327	15219	Rock Shaft Hanger (front) with two wood screws 1 in., No. 10
228562	15219	Rock Shaft Knee Arm
228563	-----	Rock Shaft Knee Arm complete, Nos. 1507R, 2766, 2767 and 228562
2766	15219	Rock Shaft Knee Arm Hub with 356C
356C	15219	" " " " Set Screw
1507R	15219	" " " " Lock Nut
2767	15219	" " " Plate with 356C
228255	15219	" " " " Counter Balance Spring
356C	15219	Rock Shaft Knee Plate Set Screw
6337	15219	" " Lifting Bracket with two 356C
39811	15219	" " " " Extension with 39576
356C	15219	Rock Shaft Lifting Bracket Extension Set Screw
356C	15219	Rock Shaft Lifting Bracket Set Screw
227676	15219	" " " Chain, 18 in. long, with 202784
39576	15219	Rock Shaft Lifting Chain Hook (lower)
202784	15219	" " " " " (upper)
2770	15219	" " Stop Dog with 356C
356C	15219	" " " " Set Screw
228251	15219	Knee Lifter Rock Shaft complete, Nos. 2763, 6337, 12242, 21327, 39811, 227676, 228255, 228563, Form A1079 and two 2770

TREADLE, SINGLE FOOT (right)

No.	Plate	Name
227610	10797	Treadle with 200526C
227779	10797	" Chain, 48 in. long, with two 202784
227612	10797	" " Eye Pin
202784	15219	" " " " Hook
200526C	15242	" " " " Set Screw
227613	15243	" Shaft
227614	15242	" Spring
227615	10797	" Stand with four wood screws 7/8 in., No. 12
227616	-----	Treadle, single foot (right) and Stand complete, Nos. 227610, 227612 to 227615 and 227779

WORK PLATE

233550	15238	Cylinder End Cover
233551	15238	Work Plate
200181D	15242	" " Screw
233552	-----	Cylinder End Cover and Work Plate complete, Nos. 233550, 233551 and two 200181D

PLATE 10762—FULL SIZE

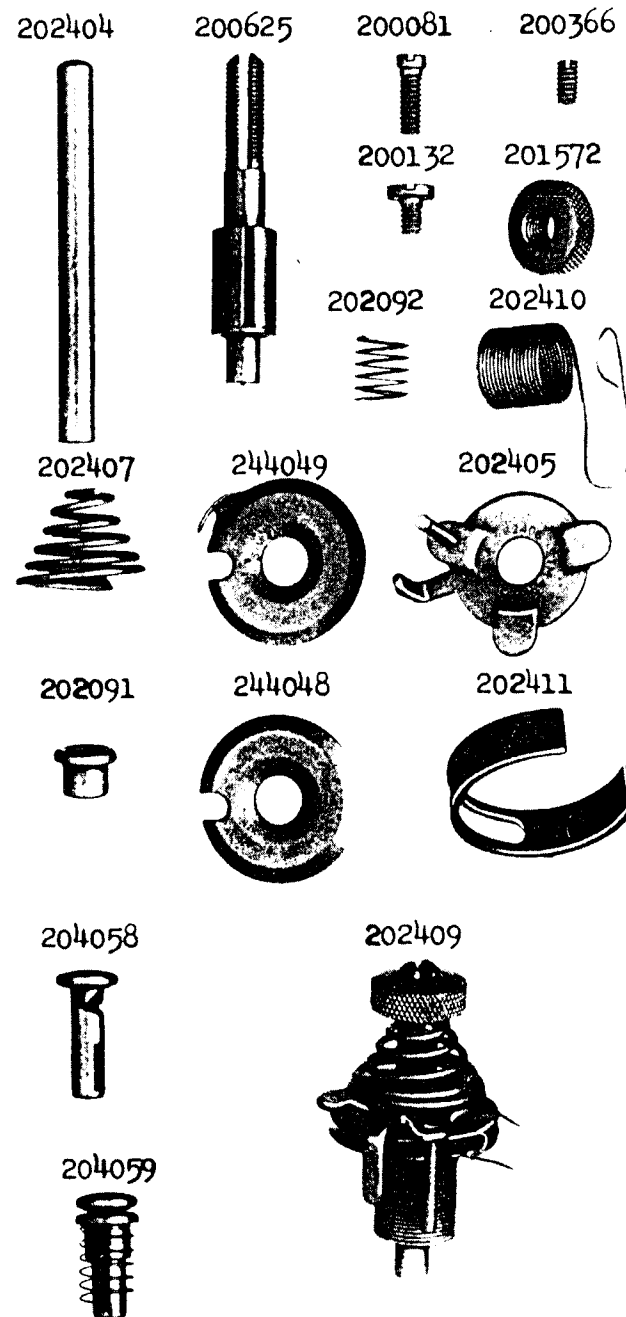


PLATE 10797—ONE-HALF SIZE

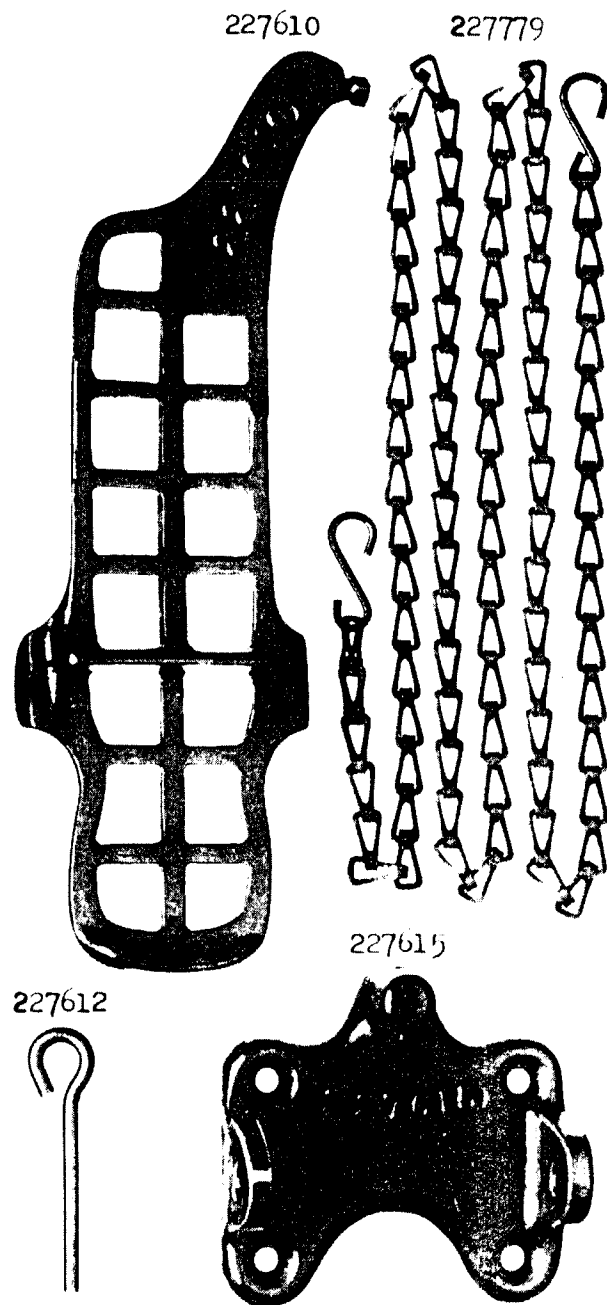


PLATE 10881—FULL SIZE

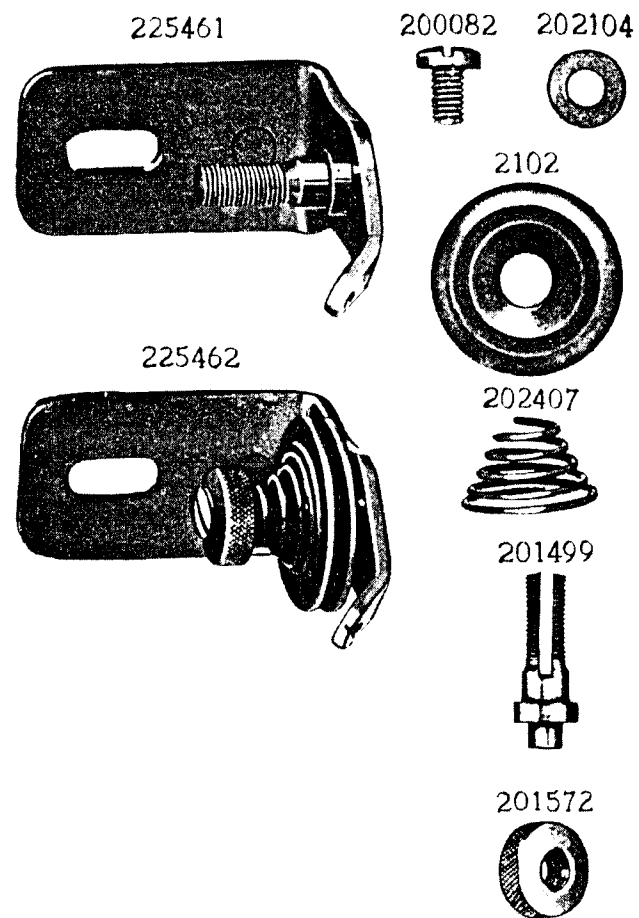


PLATE 10884 FULL SIZE

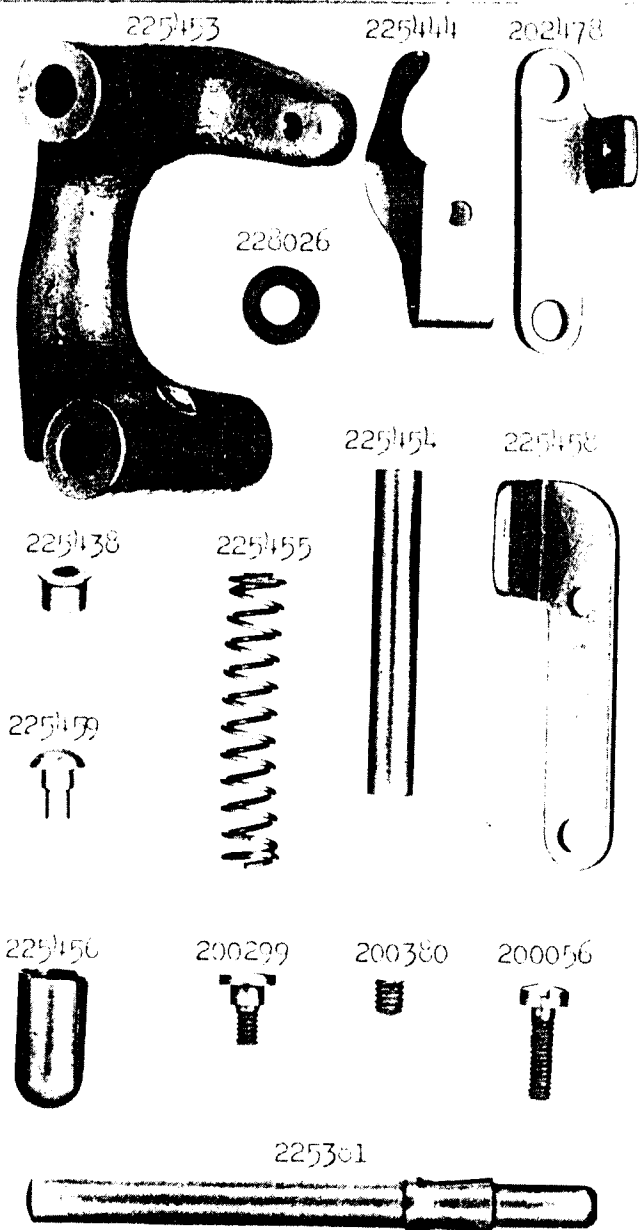


PLATE 10885 -- ONE-FOURTH SIZE

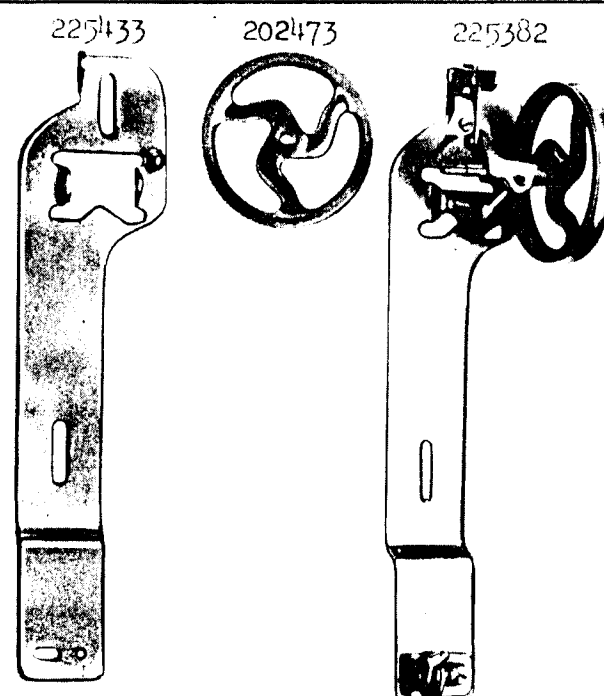


PLATE 14154—ONE-HALF SIZE


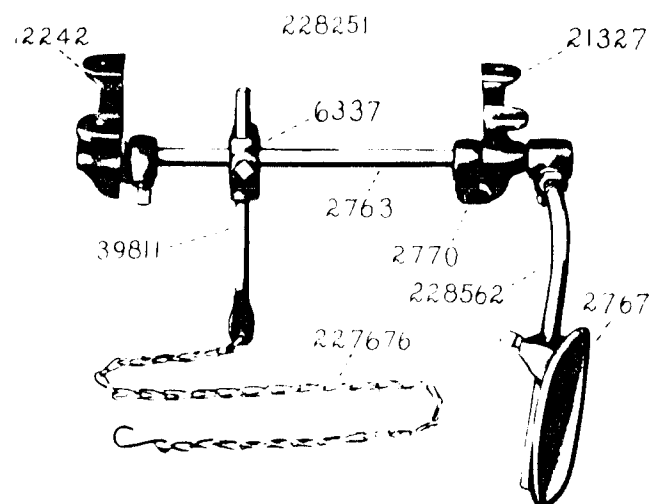


PLATE 15219—ONE-FOURTH SIZE



FULL SIZE

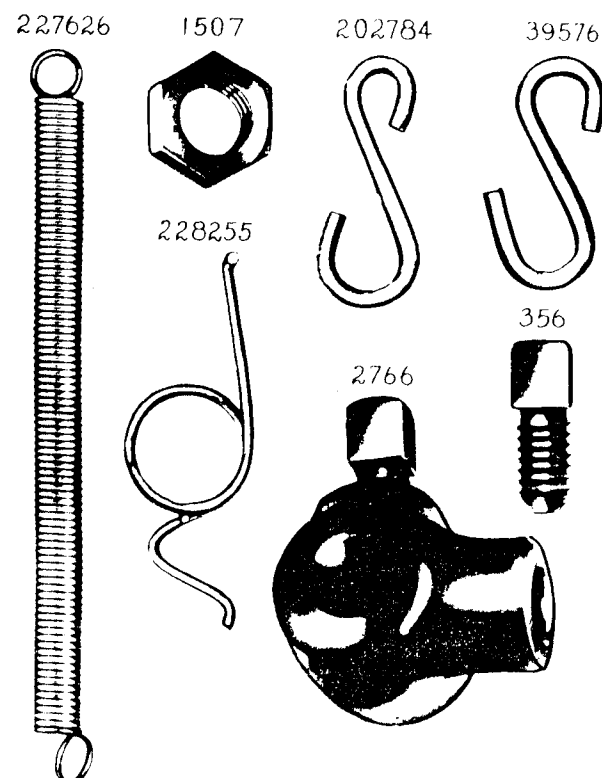


PLATE 15220—FULL SIZE

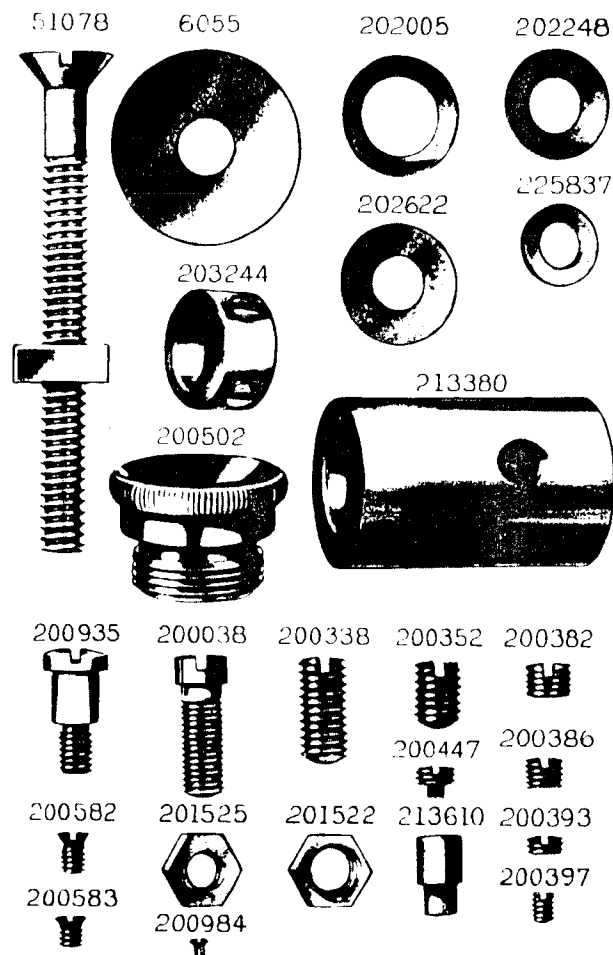


PLATE 15222—FULL SIZE

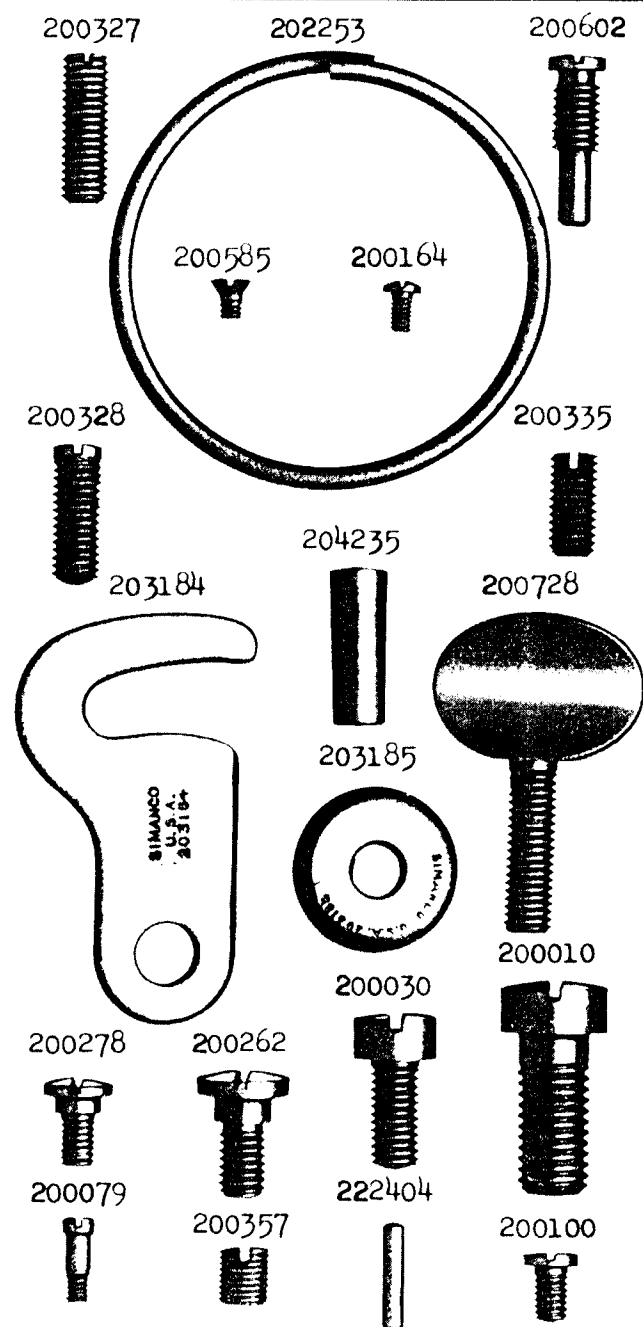


PLATE 15228 - FULL SIZE

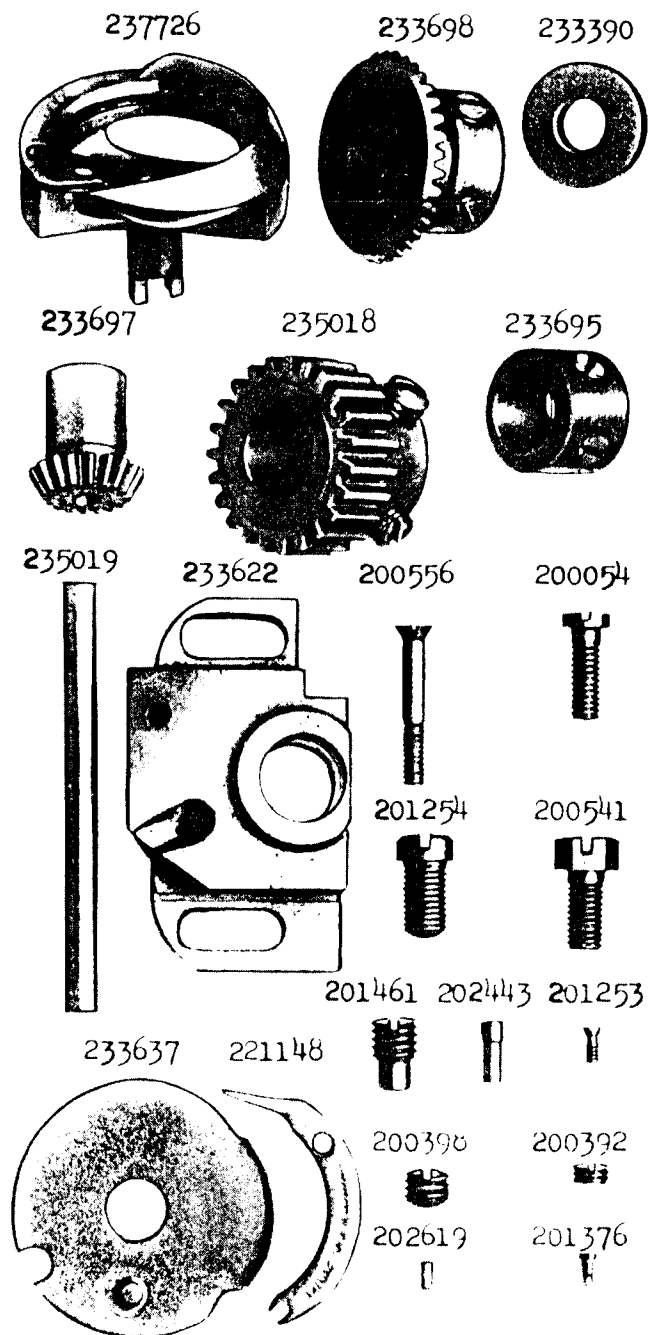


PLATE 15235 - FULL SIZE

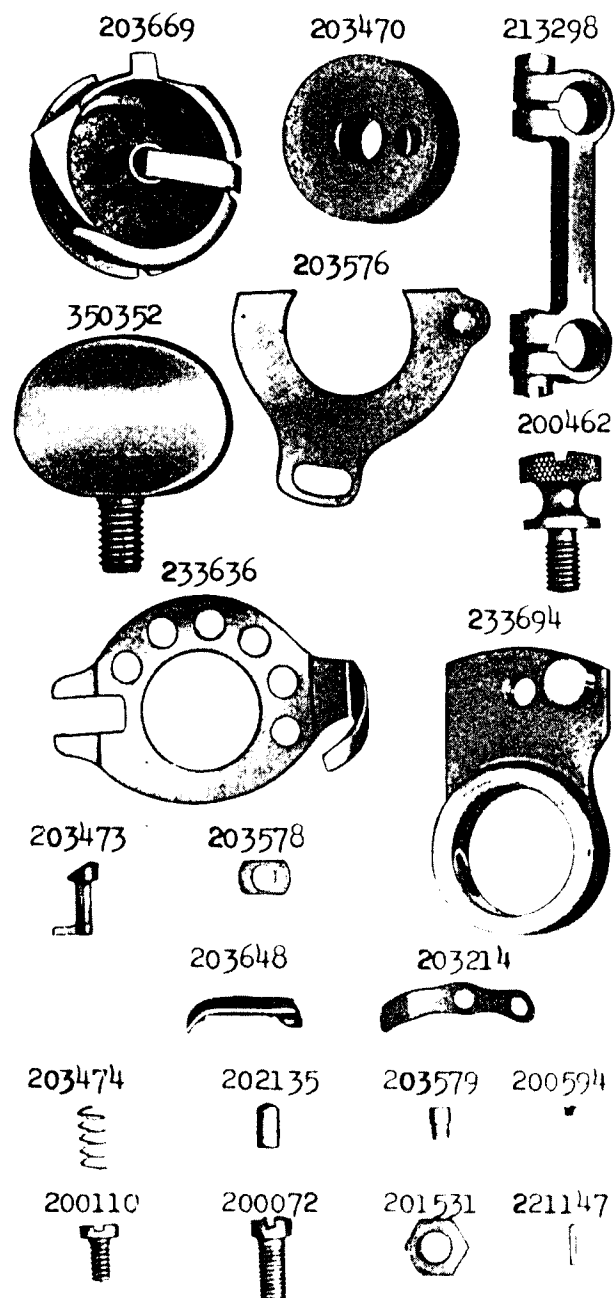


PLATE 15236 - FULL SIZE

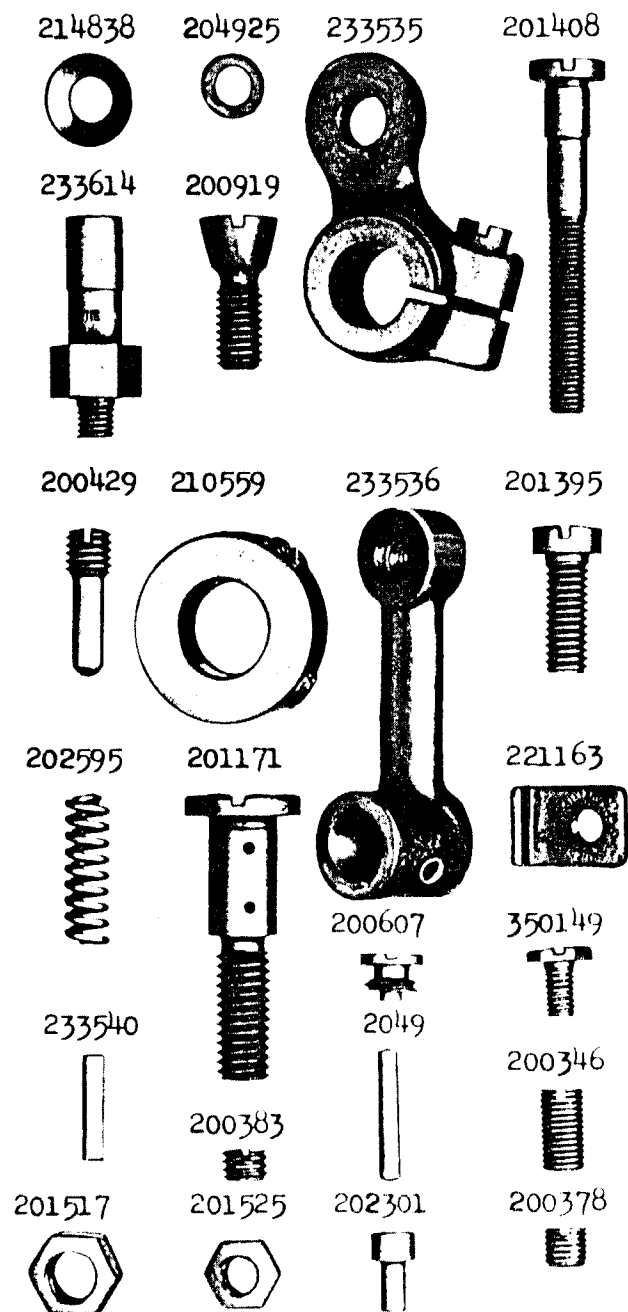


PLATE 15237 - ONE-HALF SIZE

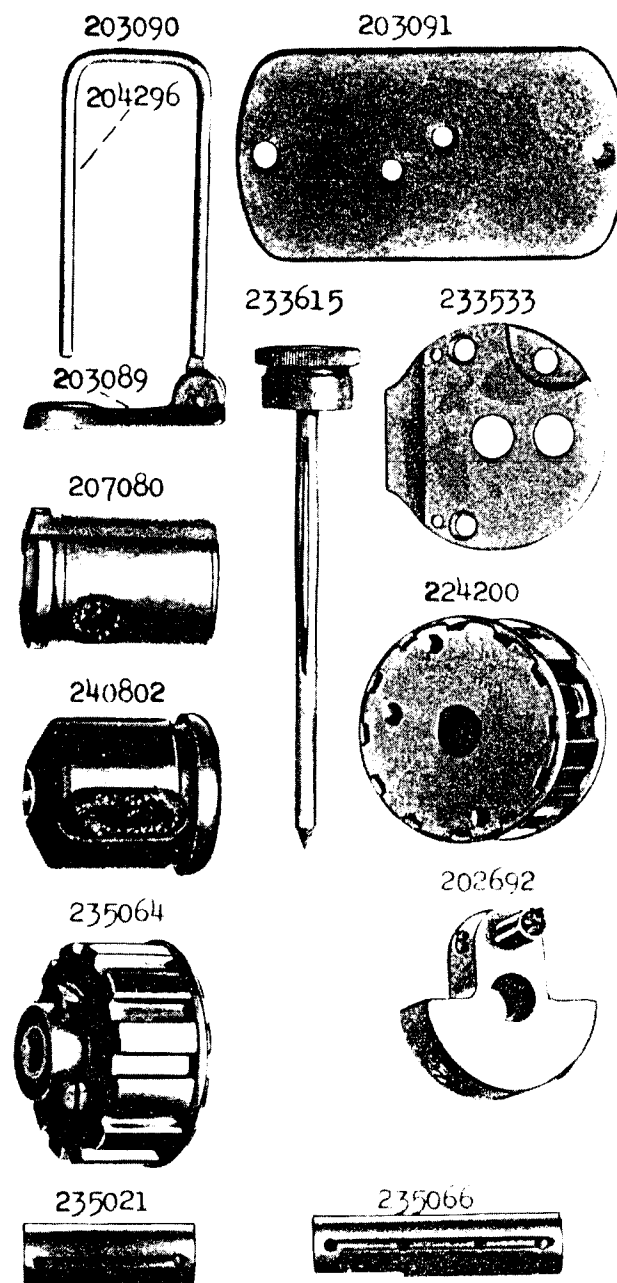


PLATE 15238 — ONE-FOURTH SIZE

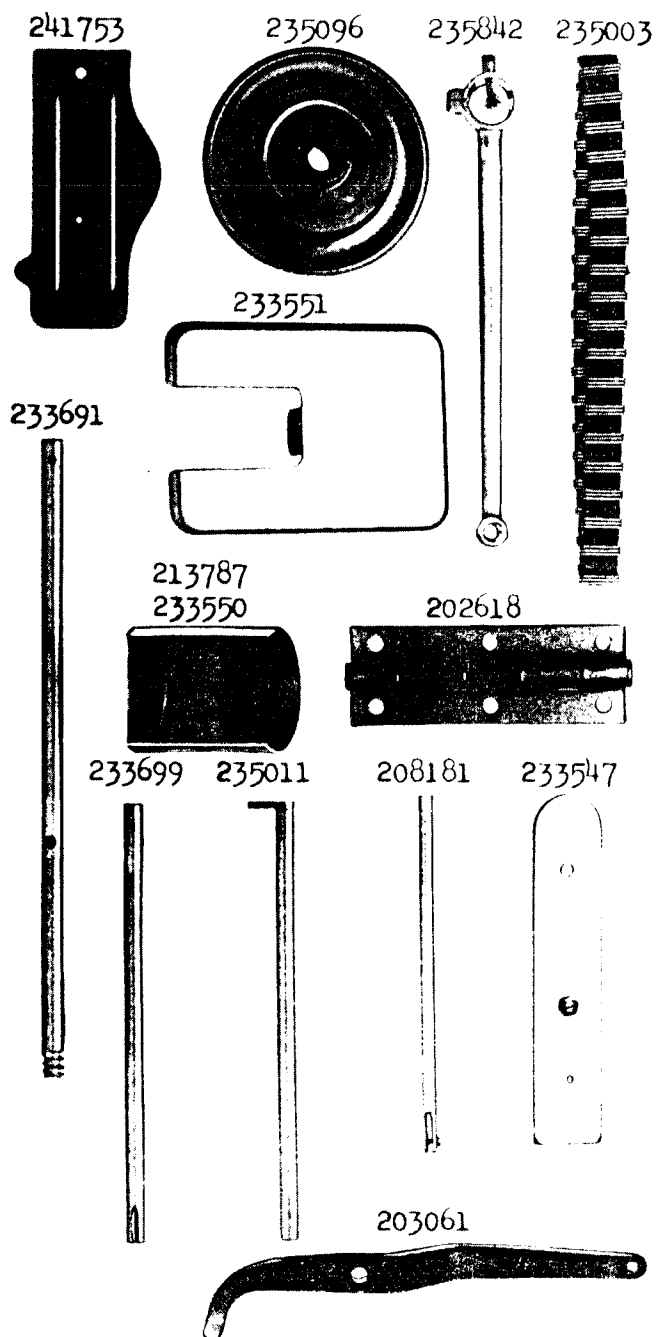


PLATE 15239 — FULL SIZE

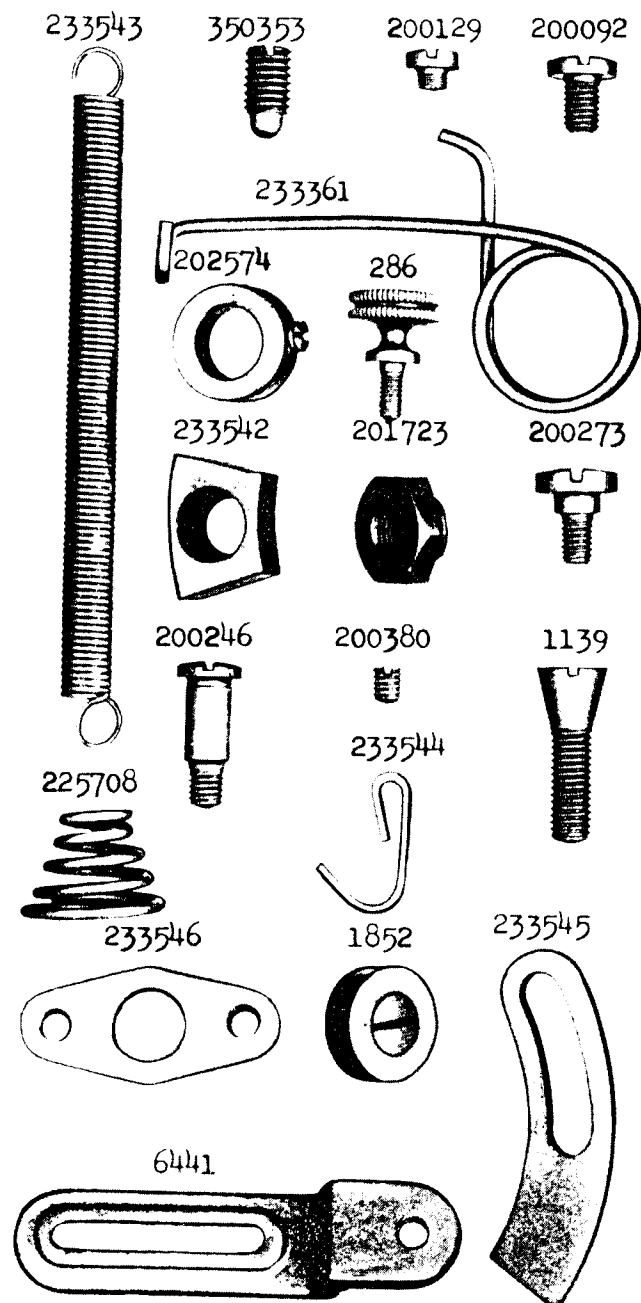


PLATE 15240 - FULL SIZE

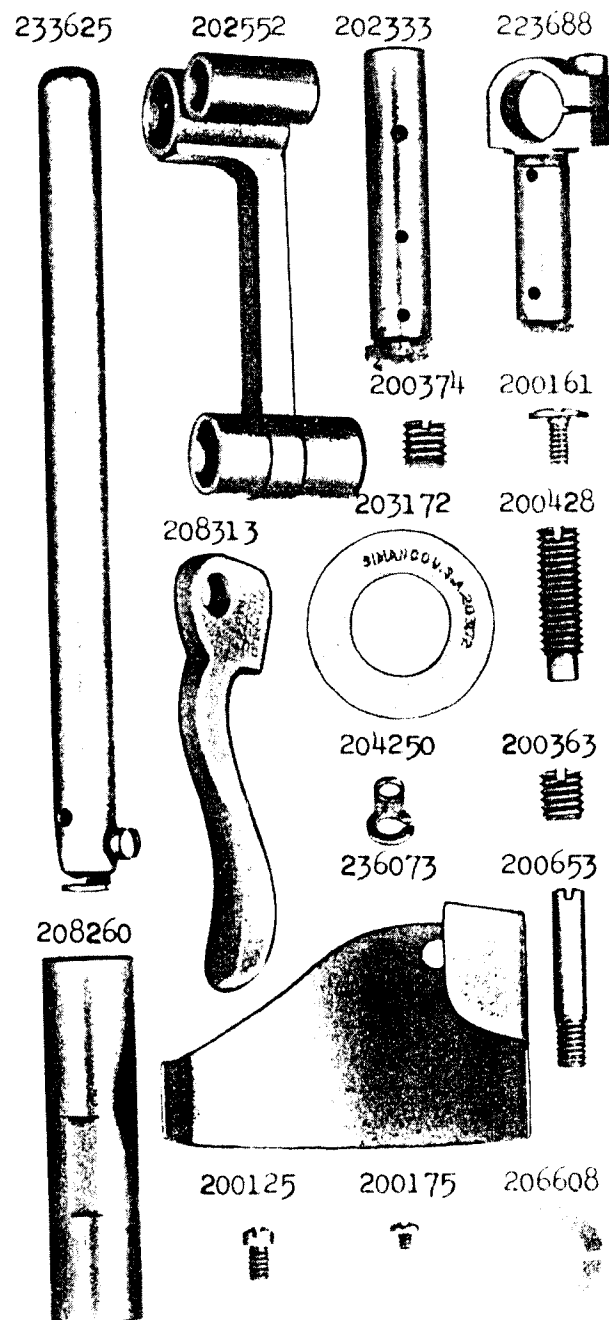


PLATE 15241 - FULL SIZE

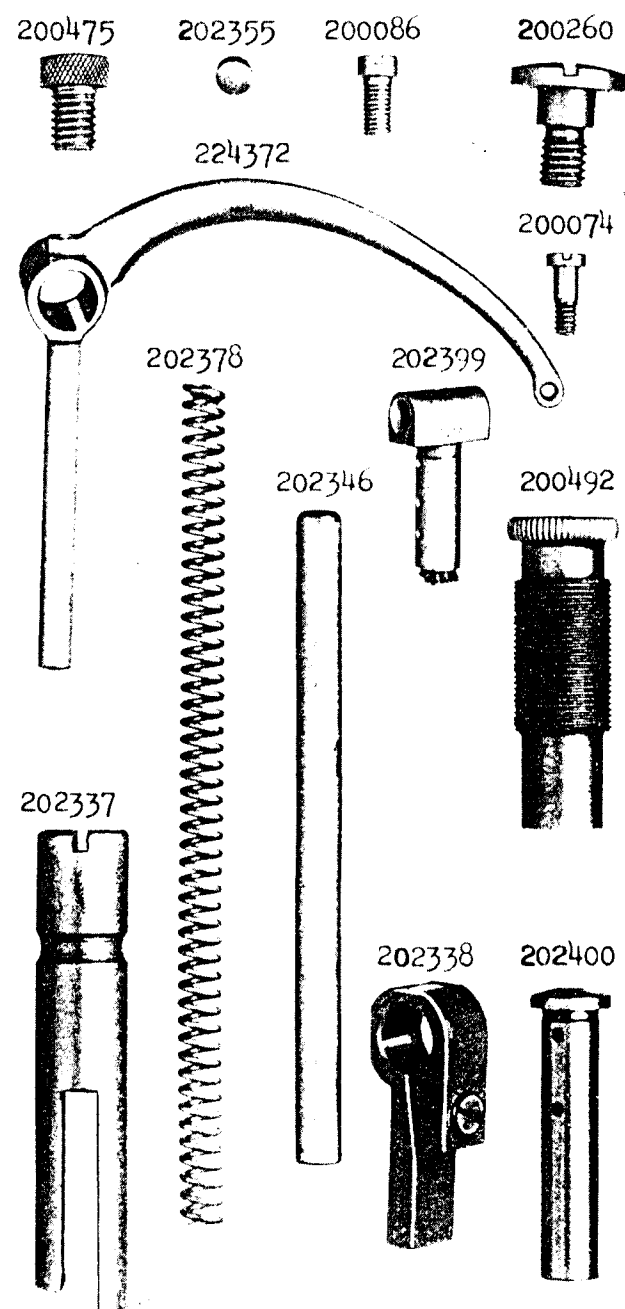


PLATE 15242—FULL SIZE

